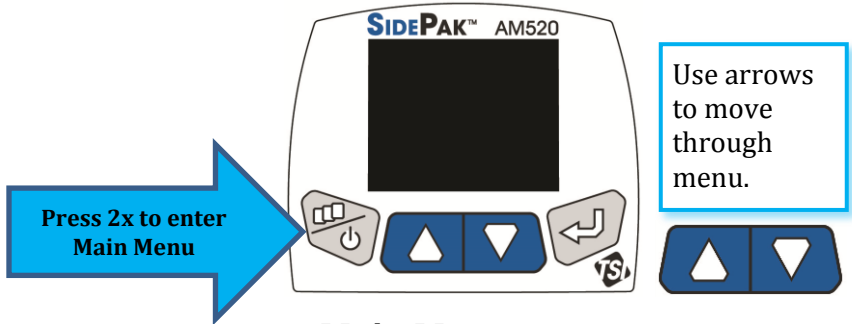


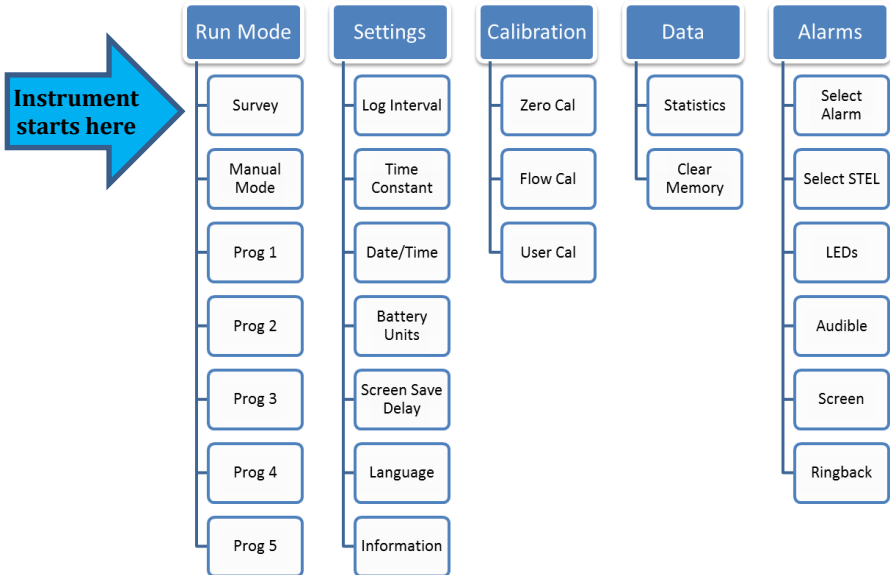
# SIDEPAK™ AM520

## PERSONAL AEROSOL MONITOR

QUICK START GUIDE



### Main Menu



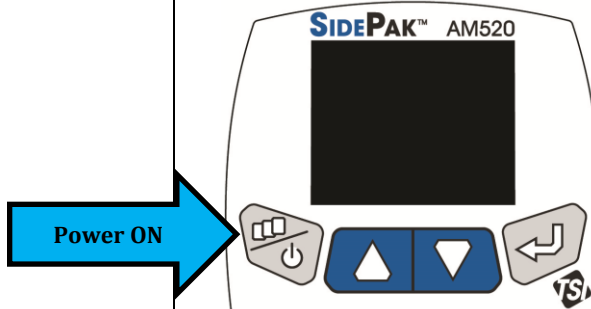
1. Install the battery and secure with screws.
2. Charge the battery.

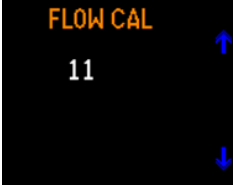
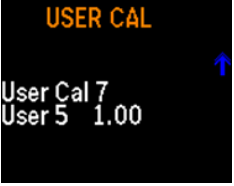
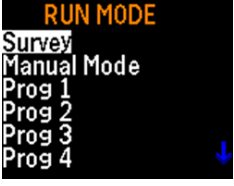


3. Select Impactor and sintered disk (if needed).



4. Power on.



<p><b>5. If using impactors ... verify 1.7 L/min flow rate with flow calibrator (sold separately).</b></p> 	
<p><b>6. Zero Cal the instrument</b> (Menu   Calibration   Zero Cal ... and follow on-screen instruction.)</p> 	
<p><b>7. Select Calibration Factor (if needed)</b> (Menu   Calibration   User Cal).</p> <p>Factory default = 1.0, Ambient Aerosol = 0.38, or Custom calibration factor.</p>	
<p><b>8. Select Run Mode</b> (Menu   Survey - Manual - Program).</p> <p><b>Note:</b> Survey Mode does not log data.</p> <p>Programs 1 to 5 are set up in TrakPro™ Data Analysis Software on a computer and imported into the AM520.</p>	

**9. Download logged data to TrakPro™ v5 software** *(sold separately).*

AM520 must be powered “on” to communicate and download data.



UNDERSTANDING, ACCELERATED

**TSI Incorporated** – Visit our website [www.tsi.com](http://www.tsi.com) for more information.

**USA** Tel: +1 800 874 2811  
**UK** Tel: +44 149 4 459200  
**France** Tel: +33 1 41 19 21 99  
**Germany** Tel: +49 241 523030

**India** Tel: +91 80 67877200  
**China** Tel: +86 10 8219 7688  
**Singapore** Tel: +65 6595 6388

