

Low Pressure Measurement Kit 5200 Series








Quick Start Guide

P/N 6011711, Rev. C
June 2023

5200 Series Low Pressure Measurement Kit (5200-LPMK)

Components

Description	Quantity	Picture
3/8 inch Tee Fitting with 1/8 inch barb	2	
1/4 inch Tee Fitting with 1/8 inch barb	2	
Tubing 1/8 inch ID x 1/4 inch OD	96 inches	
Tubing 3/8 inch ID x 1/2 inch OD (4-inch pieces)	2	
Tubing 3/16 inch ID x 5/16 inch OD (4-inch pieces)	2	

Assembly with 3/8 inch Tee Fitting

Meter Setup: 3/8 inch or 10 mm Tube Ends

1. Use a supplied 4-inch piece of 3/8 inch ID x 1/2 inch OD tubing or cut a piece to fit your desired length.
2. Connect the tubing from the Meter tube end to the 3/8 inch Tee Fitting with the barb facing up.
3. Measure and cut a length of 1/8 inch ID x 1/4 inch OD tubing and connect it from the Tee Fitting barb to the (+) port on the Multi-Meter.



Assembly with 1/4 inch Tee Fitting

Meter Setup: 1/2 inch Tube Ends

1. Use a supplied 4-inch piece of 3/16 inch ID x 5/16 inch OD tubing or cut a piece to fit your desired length.

2. Connect the tubing from the Meter tube end to the 1/4 inch Tee Fitting with the barb facing up.
3. Measure and cut a length of 1/8 inch ID x 1/4 inch OD tubing and connect it from the Tee Fitting barb to the (+) port on the Multi-Meter.



Knowledge Beyond Measure.

TSI Incorporated – Visit our website www.tsi.com for more information.

TSI and TSI logo are registered trademarks of TSI Incorporated in the United States and may be protected under other country's trademark registrations.

USA **Tel:** +1 800 680 1220
UK **Tel:** +44 149 4 459200
France **Tel:** +33 1 41 19 21 99
Germany **Tel:** +49 241 523030

India **Tel:** +91 80 67877200
China **Tel:** +86 10 8219 7688
Singapore **Tel:** +65 6595 6388

P/N 6011711 Rev C

©2023 TSI Incorporated

Printed in U.S.A.

