

INNOVATION IN VOLUMETRIC PIV MEASUREMENT SYSTEMS

INTRODUCING THE V3V-FLEX VOLUMETRIC
PIV SYSTEM WITH ENHANCED SPATIAL
AND TEMPORAL RESOLUTIONS

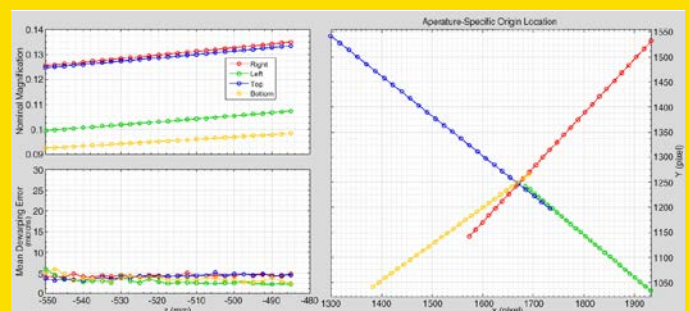


UNDERSTANDING, ACCELERATED

INNOVATION IN VOLUMETRIC PIV MEASUREMENT SYSTEMS

The 3-camera V3V™ framed based system, introduced by TSI in 2008, has produced significant results in 3D3C measurements for air and water flows over the years. Now, TSI is introducing the V3V-Flex multiple camera volumetric PIV system with enhanced spatial and temporal resolutions, in order to meet the increasingly challenging requirements for air and water measurements.

Based on the Tomographic Aperture-Encoded Particle Tracking Velocimetry (TAPTV) technique, the volumetric V3V-Flex PIV systems are the most powerful and robust for your fluid flow research.



Calibration signature plot showing magnification and dewarping error of a 4-camera system

System Features:

- + Flexible camera configurations for cameras between 2 to 8, for desirable measurement volume size of insert of up to 1.0 m by 1.0 m by 0.5 m
- + High-temporal resolution with image capture from a wide range of high-speed cameras, from 1 kHz to 10 kHz capture rates, giving time-resolved capability for tracking unsteady flows
- + Result of up to 1,000,000 gridded vectors providing spatial resolution of less than 1 mm³ to uncover the smallest flow structure
- + Expandable from the PIV, Stereo PIV and 3-camera based V3V-TS or CS system, with the same camera hardware and calibration system

System Calibration:

- + Precise and automatic calibration, providing traverse of the calibration target across the entire measurement volume with 1 micron resolution
- + Complete calibration signature graphs providing intuitive information of the specific orientation of the cameras for particle matching, dewarping error and nominal magnification factors for all cameras (photo shown at lower left)

3D Particle Reconstruction:

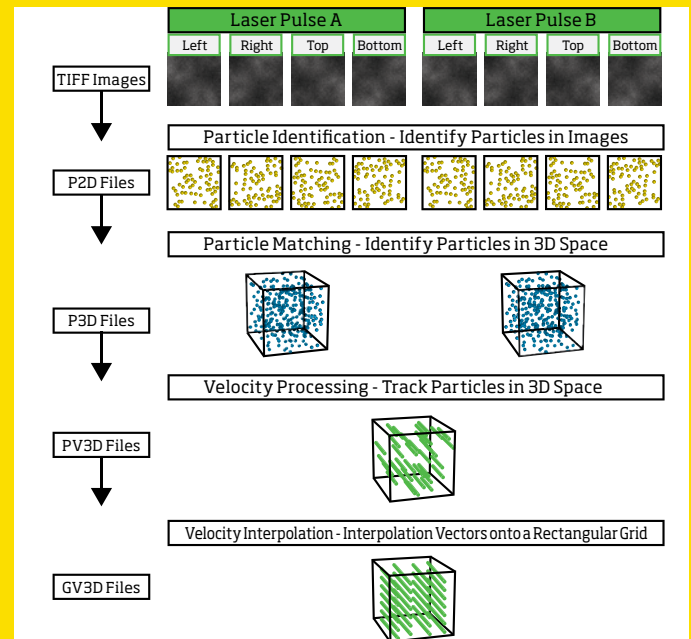
- + Particle reconstruction based on the dewarping/mapping method providing the highest yield of particle recognition in the 3D space
- + Enhancement of the particle reconstruction with the following algorithms:
 - Neighborhood tracking reconstruction
 - Weak particle reconstruction
 - Auto calibration reconstruction

Velocity Analysis:

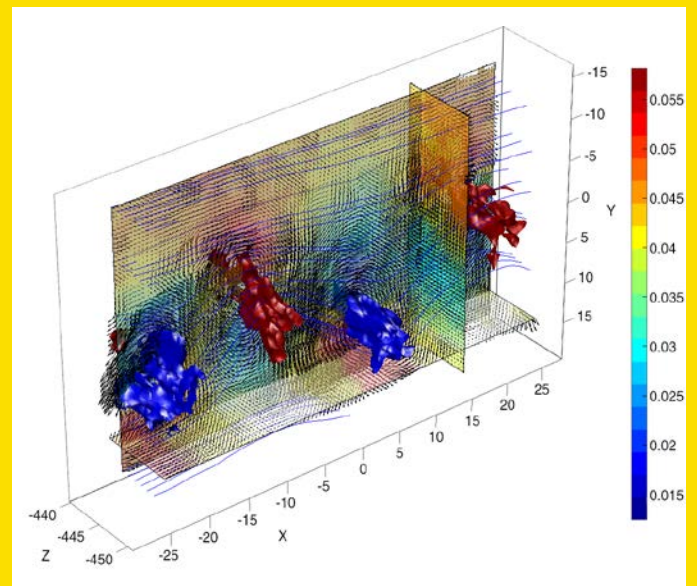
- + Particle tracking algorithm for maximum yield of velocity vectors, matching each pair of particles in the 3D volume, with selection of algorithms:
 - Relaxation method
 - Robust point matching

Grid Velocity Analysis:

- + User-selected voxel size and overlap to provide velocity vectors in uniform grid spacing
- + Computation of other fluid mechanics quantities such as vorticity, streamlines and Q-criterion, based on the grid velocity field



System Operation and Analysis



Wake flow behind a cylinder, showing the vortex structure of the wake

SYSTEM CONFIGURATIONS

System Configurations		
	Time-Resolved System	High Resolution System
Camera Selection	+ High-speed cameras with 1 to 4 megapixel resolution and frame rate up to 50 kHz	+ PowerView 4MP-LS, 8MP, 16MP and 29MP-LS cameras with pixel resolution up to 29 megapixels and frame rate of up to 32 fps
Laser Selection	+ Mid speed cameras with up to 25 megapixel resolution and frame rate up to 180 fps + High-speed pulsed dual cavity Nd:YAG laser with 400 W power and pulse frequency up to 50 kHz + High-speed pulsed dual-cavity ND:YLF laser with 100 W power and pulse frequency up to 10 kHz	+ Pulsed dual cavity Nd:YAG laser with 400 mJ energy output and pulse frequency up to 15 Hz + Pulsed dual cavity Nd:YAG laser with 100 mJ energy output and pulse frequency up to 200 Hz
Calibration System	+ V3V-CAL calibration module including single axis traverse slides and back illuminated targets of: - 100 mm by 100 mm with dot spacing of 2 mm - 200 mm by 200 mm with dot spacing of 5 mm	
Flexible Frame Structure and Scheimpflug Lens Mount	+ Flexible rail and mounting arrangement for optimal camera separation for desirable volume size + Customized Scheimpflug mount for individual camera for best focus of particle image in the volume	
Synchronization	+ Model 610036 synchronizer with 200 ps second resolution	
Camera Lens	+ F-mount based camera lenses - 50 mm, 85 mm, 100 mm and 135 mm	
Capture and Analysis Software	+ Insight V3V-4G and Module-V3V-Flex-Cap image capture analysis package	
Number of Cameras	+ 2 to 8 cameras	

Specifications subject to change without notice.

TSI and the TSI logo are registered trademarks, and Insight 4G, Insight V3V and PowerView are trademarks of TSI Incorporated.



UNDERSTANDING, ACCELERATED

TSI Incorporated - Visit our website **www.tsi.com** for more information.

USA	Tel: +1 800 874 2811	India	Tel: +91 80 67877200
UK	Tel: +44 149 4 459200	China	Tel: +86 10 8219 7688
France	Tel: +33 1 41 19 21 99	Singapore	Tel: +65 6595 6388
Germany	Tel: +49 241 523030		